



shadowspec
umbrellas with distinction

SU2 CAFE & RESORT UMBRELLA



Features at a glance

- Simple and easy to open and close
- Heavy-duty double pulley system
- Commercial grade pulley rope
- Glass-filled nylon high-performance hubs and brackets
- Marine grade anodised aluminium frame and pole
- Stainless steel fastenings and components
- Commercial strength pole with a large diameter and thick aluminium wall
- Protection cover included



All Shadowspec SU2 Umbrellas have eight full strength 20mm x 33mm strut arms.


Canopy

- Premium 100% solution dyed canopy
- Maintenance: All fabrics can be washed and are replaceable
- Shade Rating: UPF 50+

Custom Branding

We specialise in custom branding umbrellas with your logo/brand.

Stock Colours*



Egg Shell White Black Widow Cobalt Blue Rich Red Boulder Grey Lemon Yellow

*other custom colours available on request.



BEST-IN-CLASS WARRANTY

Relax easy knowing your outdoor umbrella purchase is protected by the industry's best warranty (conditions apply) and customer support.



Fabric
Warranty



Frame
Warranty

SU2 CAFE & RESORT UMBRELLA


Mounting Options



Concrete Base
27kg Base - suitable for 2.0m Square and 2.7m Octagon sizes only.



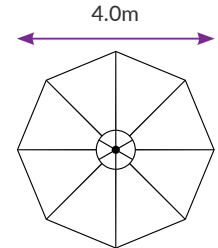
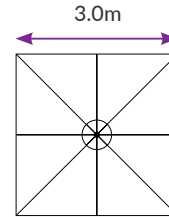
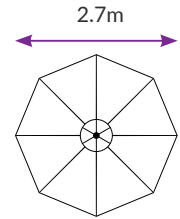
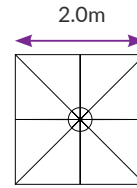
Surface Plate
Bolt-down mounting option. Suitable for all SU2 sizes.



Steel Flat Plate Base
35kg Base - recommended for 2.0m Square and 2.7m Octagon sizes.

45kg Base - recommended for 3.0m Square and 4.0m Octagon sizes.

Size & Configuration



Umbrella Dimensions

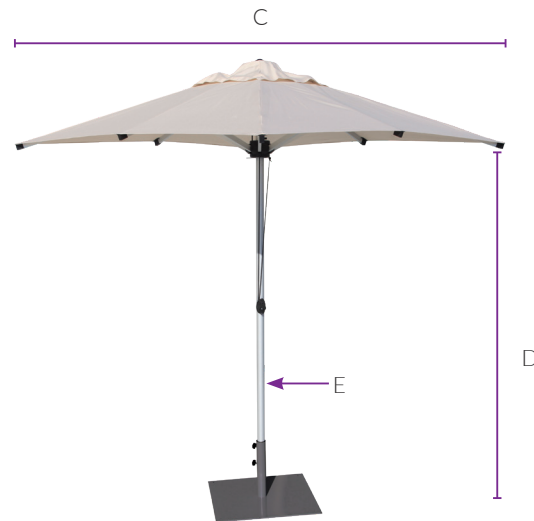
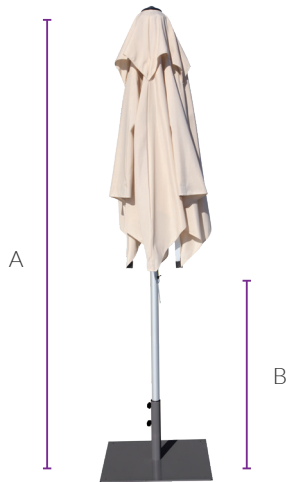


Diagram Legend

	2.0m	2.7m	3.0m	4.0m
A Overall Height*	2600mm	2645mm	2935mm	2850mm
B Clearance of Closed Strut Arms*	1150mm	1250mm	780mm	815mm
C Canopy Width*	2000mm	2700mm	3000mm	4000mm
D Head Clearance*	2200mm	2200mm	2295mm	2260mm
E Pole Outside Diameter	38mm	38mm	48mm	48mm

Note: All measurements are approximate only and are subject to change.



shadowspec
umbrellas with distinction